

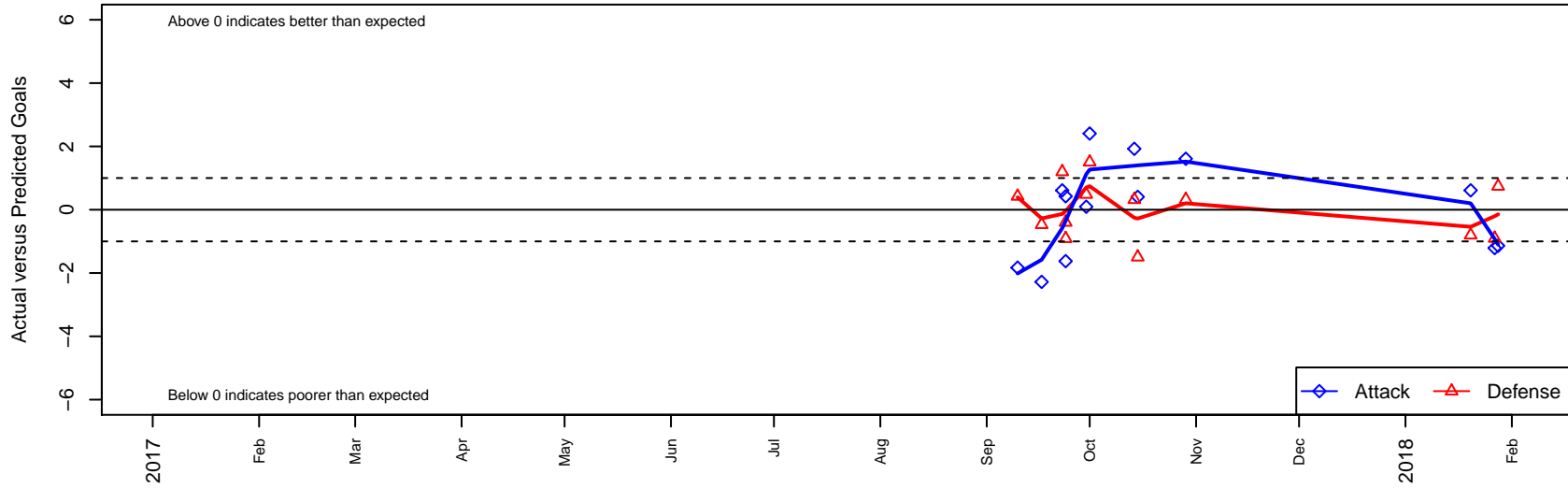
OFA Azul G03

, OR
 G03 total strength=1438
 attack=12.54 defense=6.64
 fall league = PTT G03 Div 1 Red
 spr league = PTT Win G03 Premier

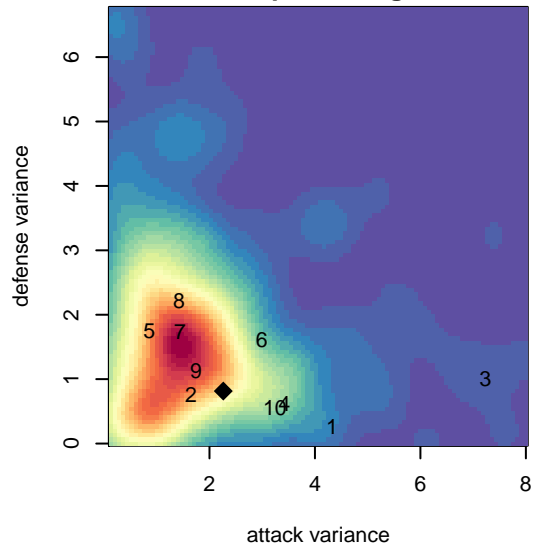
alt names used:
 OFA 03G Azul
 OFA 03G Azul

Venues played:
 2017 PTT G03 Division 1 Red
 2017 PTT Winter G03 Premier

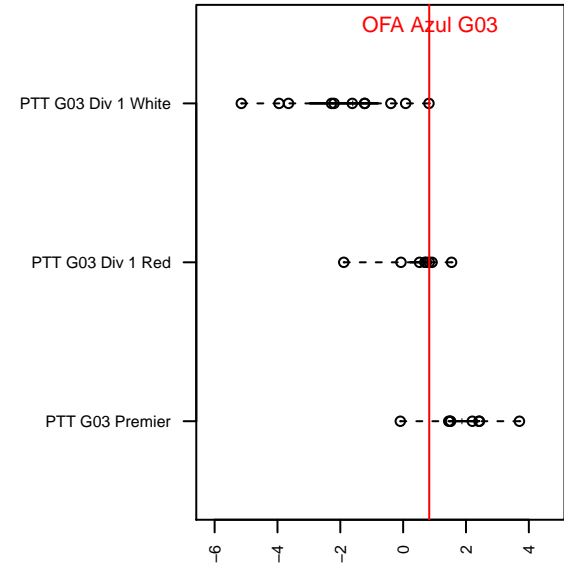
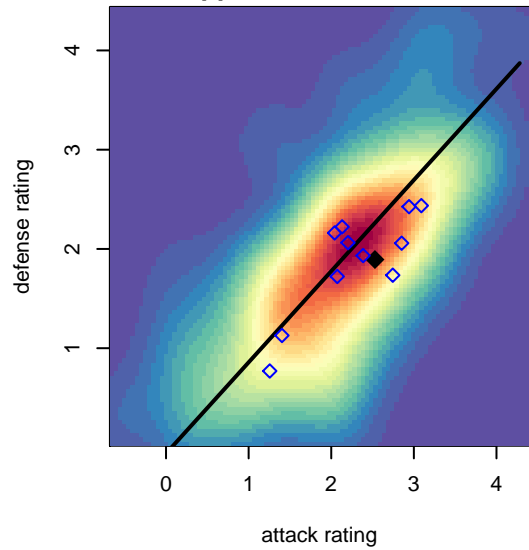
OFA Azul G03
 Dots are actual minus expected GF (blue circles) and GA (red triangles).
 Blue line is smoothed change in attack strength. Red is smoothed change in defense strength.



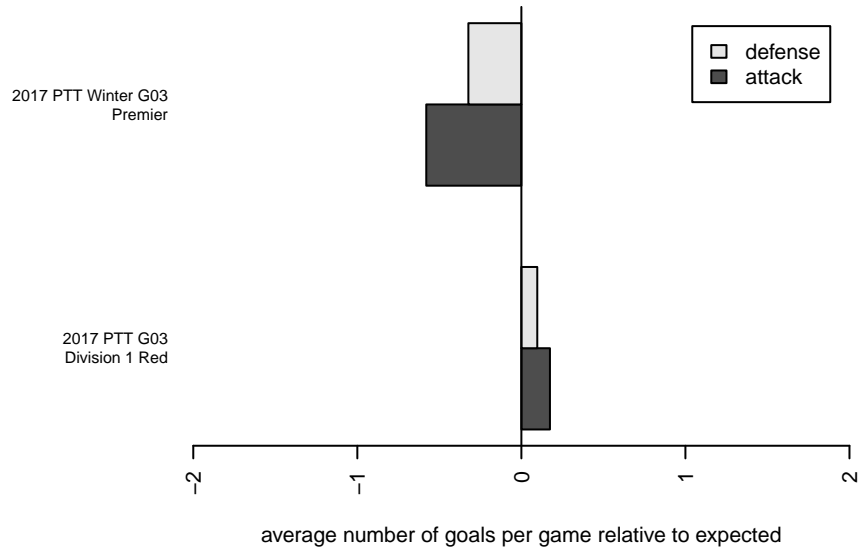
**attack and defense variance (black dot)
relative to other teams
and top 10 in region**



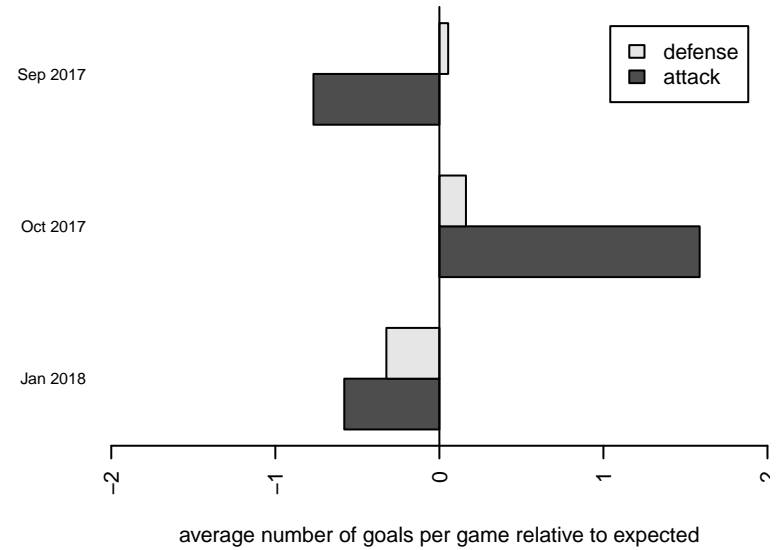
**attack and defense rating
relative to others at age
and all opponents in last 13 months**



Performance relative to 13 month average



Performance relative to 13 month average



date	home		away		venue	pred.home	pred.away
2018-01-28	BSC Portland Black G03	2	OFA Azul G03	0	2017 PTT Winter G03 Premier	2.74	1.14
2018-01-27	NEU White G03	4	OFA Azul G03	0	2017 PTT Winter G03 Premier	3.09	1.21
2018-01-20	OFA Azul G03	3	Eastside Timbers Red G03	2	2017 PTT Winter G03 Premier	2.39	1.20
2017-10-29	OFA Azul G03	3	Crossfire OR Blue II G03	1	2017 PTT G03 Division 1 Red	1.39	1.32
2017-10-15	CSC Storm G03	4	OFA Azul G03	2	2017 PTT G03 Division 1 Red	2.50	1.59
2017-10-14	WAFC Storm G03	2	OFA Azul G03	4	2017 PTT G03 Division 1 Red	2.32	2.08
2017-10-01	OFA Azul G03	4	CSC Storm G03	1	2017 PTT G03 Division 1 Red	1.59	2.50
2017-09-30	OFA Azul G03	6	Bend FC Timbers White G04	0	2017 PTT G03 Division 1 Red	5.91	0.48
2017-09-24	Aloha United SC Thorns G03	2	OFA Azul G03	2	2017 PTT G03 Division 1 Red	1.09	1.58
2017-09-24	FC Portland Navy G03	2	OFA Azul G03	0	2017 PTT G03 Division 1 Red	1.60	1.63
2017-09-23	Eastside Timbers Red G03	0	OFA Azul G03	3	2017 PTT G03 Division 1 Red	1.20	2.39
2017-09-17	OFA Azul G03	2	PCU Black 1 G03	1	2017 PTT G03 Division 1 Red	4.28	0.53
2017-09-10	CYSA Timber Barons Green G03	1	OFA Azul G03	0	2017 PTT G03 Division 1 Red	1.42	1.83